



CORBIS / TCS

Forged steel valves

Oil & gas / petrochemical industries

Medium & high-pressure valves
in accordance with ASME, API, BS and DIN

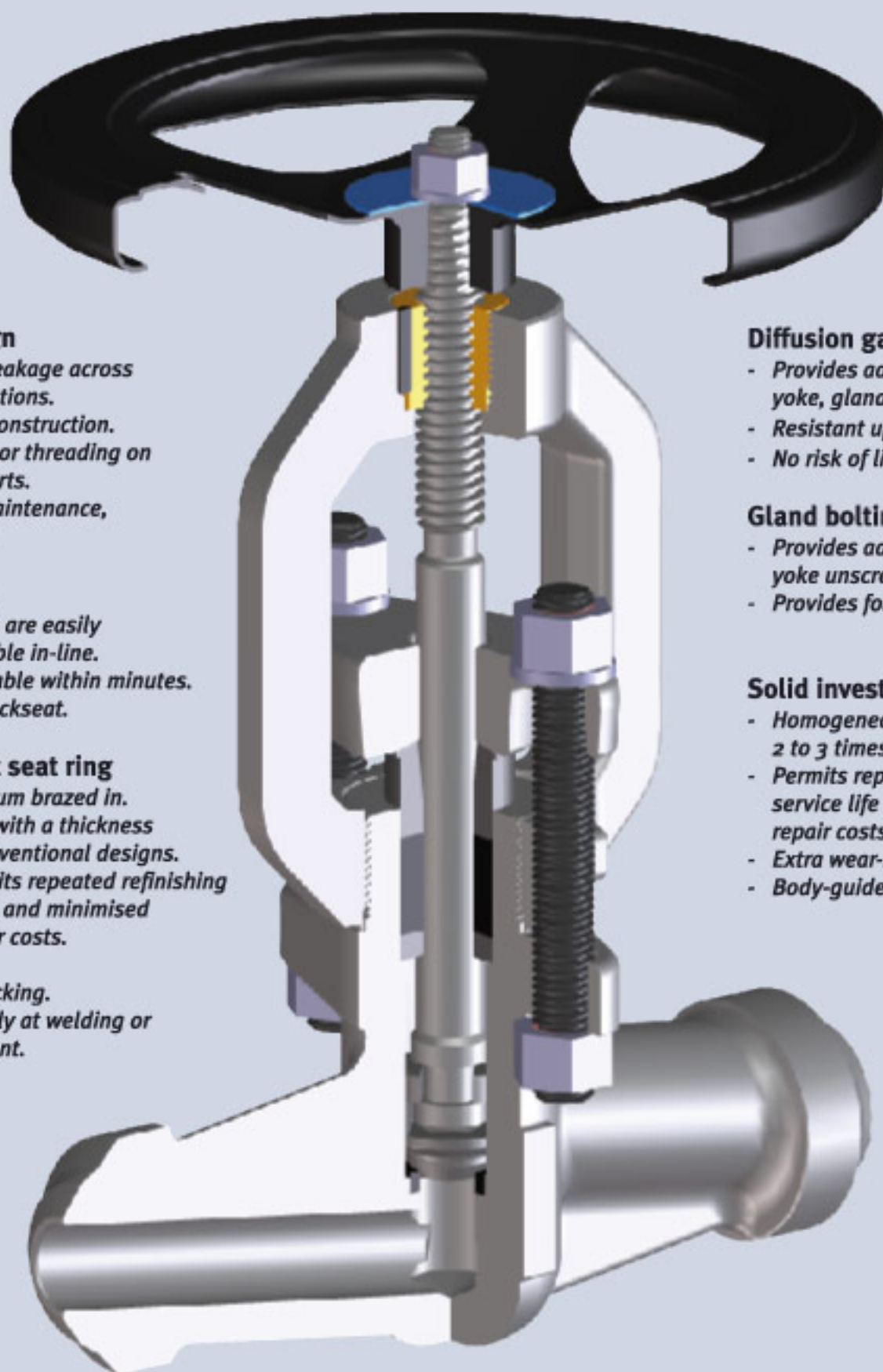




Technical benefits

Handwheel

- Ergonomic design and sized for smooth operating with a reduced closing force.



Integral bonnet design

- Eliminates the risk of leakage across body-to-bonnet connections.
- Provides a more rigid construction.
- Eliminates body welds or threading on pressure-containing parts.
- Enables easy in-line maintenance, reducing overall costs.

2

Removable backseat

- Stem, disc and packing are easily accessible and removable in-line.
- Repairable and repackable within minutes.
- Optional screwed-in backseat.

Solid investment cast seat ring

- High temperature vacuum brazed in.
- Homogeneous stellite with a thickness 2 to 3 times that of conventional designs.
- Stellite thickness permits repeated refinishing for a longer service life and minimised maintenance and repair costs.
- Extra wear-resistance.
- Eliminates thermal cracking.
- No need for disassembly at welding or post weld heat treatment.

Diffusion galvanized upper parts

- Provides additional corrosion resistance for yoke, gland flange and gland bolting.
- Resistant up to 672°C (1240°F).
- No risk of liquid metal embrittlement.

Gland bolting connected to valve-body

- Provides additional protection against the yoke unscrewing.
- Provides for anti-blow out design of stem.

Solid investment cast stellite disc

- Homogeneous stellite with a material reserve 2 to 3 times that of conventional designs.
- Permits repeated refinishing for longer service life and minimised maintenance and repair costs.
- Extra wear-resistance.
- Body-guided over the full stroke.

Modular valve design

- Provides optimal interchangeability of valves and spare parts.

Forged steel valve body

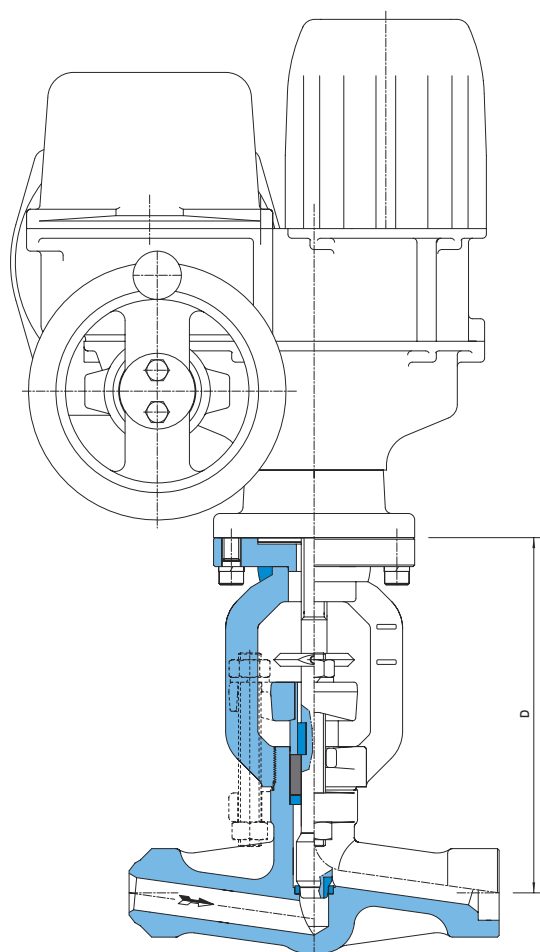
- Sufficient wall thickness for machining integral clampseal connections.

FORGED STEEL MOTOR OPERATED VALVES, BONNETLESS

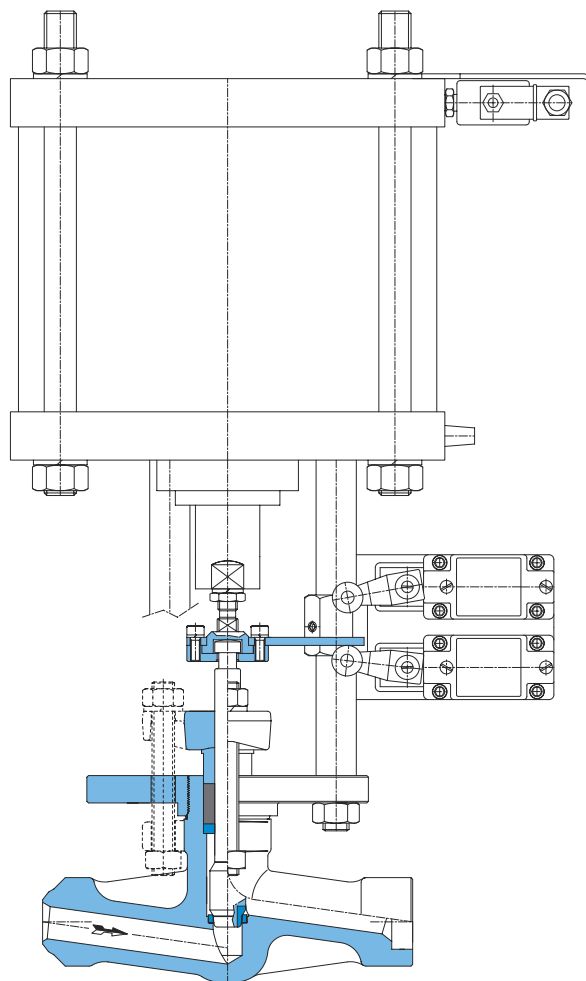
ASME CLASS 1500 / 2500 (4500)
API CLASS 6.000 PSI (10.000 PSI)
DIN CLASS PN 160 - PN 640



ELECTRIC ACTUATOR



PNEUMATIC ACTUATOR



FEATURES

DETAILED FEATURES REGARDING THE VALVE DESIGN AND MATERIALS USED HAVE BEEN INDICATED ON THE NEXT DATA SHEETS

VALVES CAN BE FITTED WITH ALL TYPES AND MAKES OF ACTUATORS

PNEUMATIC ACTUATORS CAN BE DIAPHRAGM AS WELL AS PISTON TYPE ACTUATORS

ACTUATORS WILL BE ACCURATELY SIZED AND EACH AND EVERY UNIT WILL BE FUNCTIONALLY TESTED BY HP VALVES

BECAUSE OF THE RIGID VALVE CONSTRUCTION, VALVES CAN BE INSTALLED BOTH IN HORIZONTAL AND VERTICAL LINES

MAIN DIMENSIONS IN MM (INCH)

PATTERN	STRAIGHT (FIG 02.1)		SHORT (FIG 02.6)		Y (FIG 02.2)	
NOM. SIZE	D	VALVE WEIGHT KG	D	VALVE WEIGHT KG	D	VALVE WEIGHT KG
10 (3/8")	205 (8.07)	5.0 (11.0 LB)	205 (8.07)	4.6 (10.1 LB)	223 (8.78)	4.6 (10.1 LB)
15 (1/2")	205 (8.07)	4.9 (10.8 LB)	205 (8.07)	4.5 (9.9 LB)	223 (8.78)	4.5 (9.9 LB)
20 (3/4")	220 (8.66)	8.2 (18.1 LB)	220 (8.66)	7.4 (16.3 LB)	235 (9.25)	6.7 (14.8 LB)
25 (1")	220 (8.66)	8.0 (17.6 LB)	220 (8.66)	7.2 (15.9 LB)	235 (9.25)	6.5 (14.3 LB)
32 (1-1/4")	350 (13.78)	30.3 (66.8 LB)	350 (13.78)	27.3 (60.2 LB)	369 (14.53)	28.2 (62.2 LB)
40 (1-1/2")	350 (13.78)	30.3 (66.8 LB)	350 (13.78)	27.3 (60.2 LB)	369 (14.53)	28.2 (62.2 LB)
50 (2")	350 (13.78)	28.8 (63.5 LB)	350 (13.78)	26.0 (57.3 LB)	369 (14.53)	26.9 (59.3 LB)
65 (2-1/2")	-	-	-	-	530 (20.87)	90.0 (198.4 LB)
80 (3")	-	-	-	-	530 (20.87)	87.0 (191.8 LB)
100 (4")	-	-	-	-	530 (20.87)	83.0 (183.0 LB)

HP Valves Oldenzaal BV, P.O. Box 151, 7570 AD Oldenzaal, The Netherlands
Phone: +31 (0)541 519555, Fax: +31 (0)541 522045, E-mail: info@hpvalves.com
Website: www.hpvalves.com



FORGED STEEL GLOBE VALVES, BONNETLESS - FIG 01.6

ASME CLASS 1500 / 2500 (4500)
API CLASS 6.000 PSI (10.000 PSI)
DIN CLASS PN 160 - PN 640

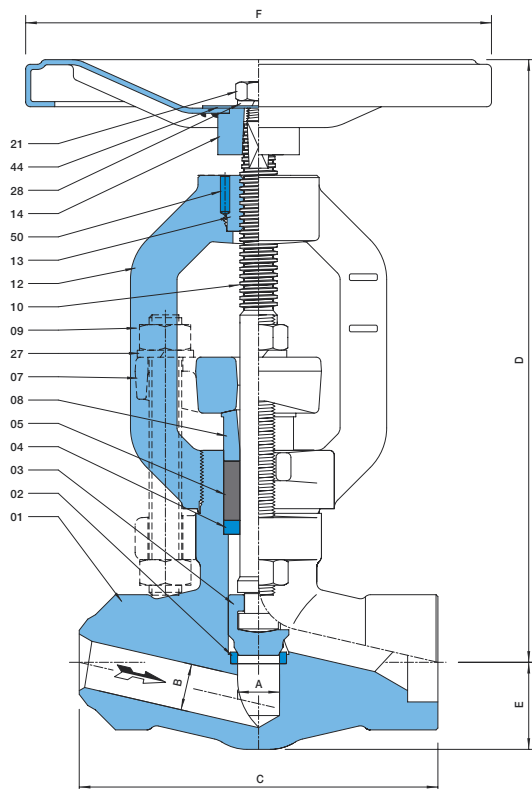


STANDARDS

DESIGN	ASME B16.34 - BS 5352 - (API 600) - DIN 3840 - EN 12516
BUTTWELDING ENDS	ASME B16.25 - DIN 2559 - EN 12627
SOCKET WELDING ENDS	ASME B16.11 - EN 12760
OTHER END CONNECTIONS	API OR NPT FEMALE THREADS / CLAMP CONNECTORS / FLANGED RTJ OR RF
END-TO-END DIMENSIONS	MANUFACTURER'S STANDARD (FLANGED VALVES ACC. THE RELEVANT STANDARD)
PRESSURE TESTING	ASME B16.34 - BS 6755 - API 598 - DIN 3230 - EN 12266

MATERIALS

01 BODY	VARIOUS (SEE BELOW)
02 SEAT	STELLITE
03 DISC	STELLITE
04 LOOSE BACKSEAT	AISI 304
05 STEM PACKING	GRAPHITE
07 GLAND FLANGE	CARBON STEEL
08 GLAND	AISI 304
09 GLAND BOLT / NUT	ASTM-A193-B7 / ASTM-A194-2H
10 STEM	17 CR (SEE BELOW)
12 YOKE	CARBON STEEL
13 YOKE SLEEVE	ALUMINIUM-BRONZE
14 HANDWHEEL	CARBON STEEL
21 NUT	STEEL ZINC PLATED
27 SPRINGWASHER	STEEL ZINC PLATED
28 SPRINGWASHER	STEEL ZINC PLATED
44 NAMEPLATE	ALUMINIUM
50 PIN	HARDENED STEEL



FEATURES

DESIGN	CONSTRUCTION	INTEGRAL BONNET (BONNETLESS) AND LOOSE BACKSEAT
	SEAT RING	HIGH TEMPERATURE VACUUM BRAZED IN SEAT RING WITH THICKNESS > 5 MM (1/5")
	OPERATION	OPTIONAL NON-ROTATING ONE-PIECE STEM/DISC FOR ELECTRIC OR PNEUMATIC ACTUATOR (FIG 02.6)
	ACCESSORIES	LIMIT SWITCHES - LOCKING DEVICE - POSITION INDICATOR - LIVE LOADED GLAND (OTHERS ON REQUEST)
MATERIALS	BODY	SA105N - SA350-LF2 - SA182-F12 - SA182-F22 - SA182-F316(L) - SA182-F51 (OTHERS ON REQUEST)
	TRIM	17CR/STELLITE - F316/STELLITE - F51/STELLITE (OTHERS ON REQUEST)
	STEM PACKING	GRAPHITE WITH INTEGRAL OR STAINLESS STEEL REINFORCED ANTI EXTRUSION RINGS

MAIN DIMENSIONS IN MM (INCH)

NOM. SIZE	A	B	C	D	E	F	Cv	WEIGHT KG
10 (3/8")	11 (0.43)	7 (0.28)	132 (5.20)	220 (8.66)	25 (0.98)	150 (5.91)	1.3	3.5 (7.7 LB)
15 (1/2")	11 (0.43)	11 (0.43)	132 (5.20)	220 (8.66)	25 (0.98)	150 (5.91)	2.2	3.4 (7.5 LB)
20 (3/4")	18 (0.71)	16 (0.63)	137 (5.39)	278 (10.94)	38 (1.50)	200 (7.87)	5.9	6.7 (14.8 LB)
25 (1")	18 (0.71)	20 (0.79)	154 (6.06)	278 (10.94)	38 (1.50)	200 (7.87)	6.7	6.5 (14.3 LB)
32 (1-1/4")	36 (1.42)	30 (1.18)	192 (7.56)	450 (17.72)	72 (2.83)	350 (13.78)	22.3	28.0 (61.7 LB)
40 (1-1/2")	36 (1.42)	30 (1.18)	192 (7.56)	450 (17.72)	72 (2.83)	350 (13.78)	22.3	28.0 (61.7 LB)
50 (2")	36 (1.42)	40 (1.57)	192 (7.56)	450 (17.72)	72 (2.83)	350 (13.78)	26.1	26.7 (58.9 LB)

HP Valves Oldenzaal BV, P.O. Box 151, 7570 AD Oldenzaal, The Netherlands
Phone: +31 (0)541 519555, Fax: +31 (0)541 522045, E-mail: info@hpvalves.com
Website: www.hpvalves.com



FORGED STEEL THROTTLE VALVES, BONNETLESS - FIG 02.6

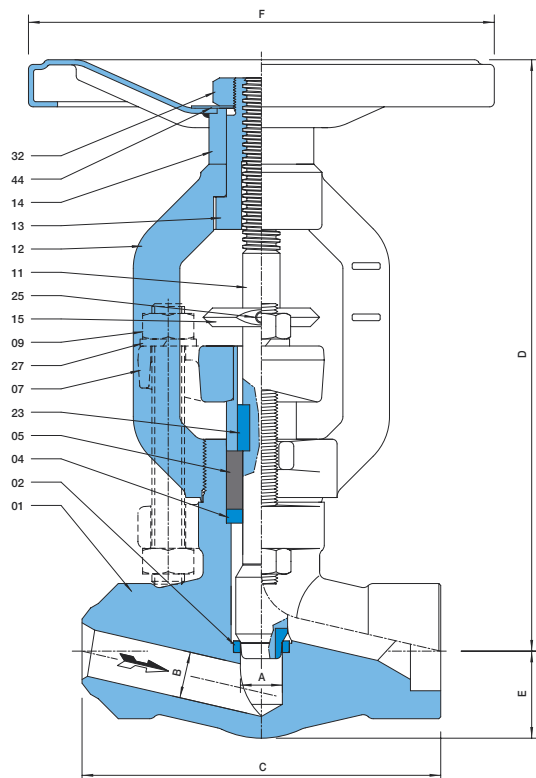
ASME CLASS 1500 / 2500 (4500)
API CLASS 6.000 PSI (10.000 PSI)
DIN CLASS PN 160 - PN 640



STANDARDS

DESIGN ASME B16.34 - BS 5352 - (API 600) - DIN 3840 - EN 12516
BUTTWELDING ENDS ASME B16.25 - DIN 2559 - EN 12627
SOCKET WELDING ENDS ASME B16.11 - EN 12760
OTHER END CONNECTIONS API OR NPT FEMALE THREADS / CLAMP CONNECTORS / FLANGED RTJ OR RF
END-TO-END DIMENSIONS MANUFACTURER'S STANDARD (FLANGED VALVES ACC. THE RELEVANT STANDARD)
PRESSURE TESTING ASME B16.34 - BS 6755 - API 598 - DIN 3230 - EN 12266

MATERIALS



01 BODY	VARIOUS (SEE BELOW)
02 SEAT	STELLITE
04 LOOSE BACKSEAT	AISI 304
05 STEM PACKING	GRAPHITE
07 GLAND / FLANGE	AISI 304 / CARBON STEEL
09 GLAND BOLT / NUT	ASTM-A193-B7 / ASTM-A194-2H
11 STEM / DISC	17 CR / STELLITED (SEE BELOW)
12 YOKE	CARBON STEEL
13 YOKE SLEEVE	ALUMINIUM-BRONZE
14 HANDWHEEL	CARBON STEEL
15 POSITION INDICATOR	17 CR
23 PARALLEL KEY	STAINLESS STEEL
25 SET SCREW	STEEL ZINC PLATED
27 SPRINGWASHER	STEEL ZINC PLATED
32 THIN NUT	STEEL ZINC PLATED
44 NAMEPLATE	ALUMINIUM

FEATURES

DESIGN	CONSTRUCTION	INTEGRAL BONNET (BONNETLESS) AND LOOSE BACKSEAT (FIXED BACKSEAT OPTIONAL)
	SEAT RING	HIGH TEMPERATURE VACUUM BRAZED IN SEAT RING WITH THICKNESS > 5 MM (1/5")
	OPERATION	HANDWHEEL - GEARBOX - ELECTRIC OR PNEUMATIC ACTUATOR
	ACCESSORIES	LIMIT SWITCHES - LOCKING DEVICE - LIVE LOADED GLAND (OTHERS ON REQUEST)
MATERIALS	BODY	SA105N - SA350-LF2 - SA182-F12 - SA182-F22 - SA182-F316(L) - SA182-F51 (OTHERS ON REQUEST)
	TRIM	17CR/STELLITE - F316/STELLITE - F51/STELLITE (OTHERS ON REQUEST)
	STEM PACKING	GRAPHITE WITH INTEGRAL OR STAINLESS STEEL REINFORCED ANTI EXTRUSION RINGS

MAIN DIMENSIONS IN MM (INCH)

NOM. SIZE	A	B	C	D	E	F	Cv	WEIGHT KG
10 (3/8")	11 (0.43)	7 (0.28)	132 (5.20)	215 (8.46)	25 (0.98)	150 (5.91)	1.3	3.6 (7.9 LB)
15 (1/2")	11 (0.43)	11 (0.43)	132 (5.20)	215 (8.46)	25 (0.98)	150 (5.91)	2.1	3.5 (7.7 LB)
20 (3/4")	18 (0.71)	16 (0.63)	137 (5.39)	263 (10.35)	38 (1.50)	200 (7.87)	5.8	6.9 (15.2 LB)
25 (1")	18 (0.71)	20 (0.79)	154 (6.06)	263 (10.35)	38 (1.50)	200 (7.87)	7.0	6.7 (14.8 LB)
32 (1-1/4")	36 (1.42)	30 (1.18)	192 (7.56)	426 (16.77)	72 (2.83)	350 (13.78)	21.9	29.0 (63.9 LB)
40 (1-1/2")	36 (1.42)	30 (1.18)	192 (7.56)	426 (16.77)	72 (2.83)	350 (13.78)	21.9	29.0 (63.9 LB)
50 (2")	36 (1.42)	40 (1.57)	192 (7.56)	426 (16.77)	72 (2.83)	350 (13.78)	26.5	27.7 (61.1 LB)

HP Valves Oldenzaal BV, P.O. Box 151, 7570 AD Oldenzaal, The Netherlands
Phone: +31 (0)541 519555, Fax: +31 (0)541 522045, E-mail: info@hpvalves.com
Website: www.hpvalves.com



FORGED STEEL CHECK VALVES - FIG 04.6

ASME CLASS 1500 / 2500 (4500)
API CLASS 6.000 PSI (10.000 PSI)
DIN CLASS PN 160 - PN 640

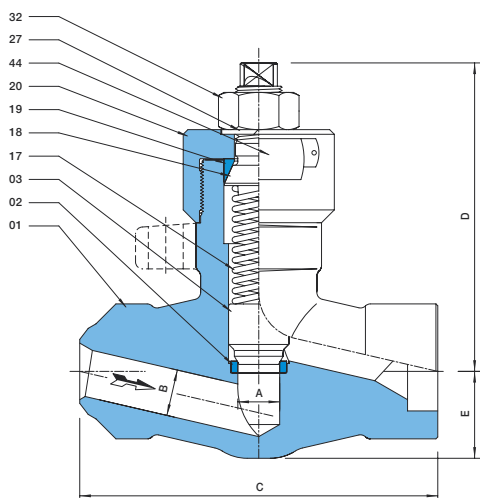


STANDARDS

DESIGN ASME B16.34 - BS 5352 - (API 600) - DIN 3840 - EN 12516
BUTTWELDING ENDS ASME B16.25 - DIN 2559 - EN 12627
SOCKET WELDING ENDS ASME B16.11 - EN 12760
OTHER END CONNECTIONS API OR NPT FEMALE THREADS / CLAMP CONNECTORS / FLANGED RTJ OR RF
END-TO-END DIMENSIONS MANUFACTURER'S STANDARD (FLANGED VALVES ACC. THE RELEVANT STANDARD)
PRESSURE TESTING ASME B16.34 - BS 6755 - API 598 - DIN 3230 - EN 12266

MATERIALS

01 BODY	VARIOUS (SEE BELOW)
02 SEAT	STELLITE
03 DISC	STELLITE
17 SPRING	AISI 302
18 BONNET	ASTM-A182-F316
19 GASKET	ASTM-A182-F316
20 CAP	AISI 304
27 SPRINGWASHER	STEEL ZINC PLATED
32 NUT	STEEL ZINC PLATED
44 NAMEPLATE	ALUMINIUM



FEATURES

DESIGN	CONSTRUCTION	PRESSURE SEAL BONNET
	SEAT RING	HIGH TEMPERATURE VACUUM BRAZED IN SEAT RING WITH THICKNESS > 5 MM (1/5")
MATERIALS	BODY	SA105N - SA350-LF2 - SA182-F12 - SA182-F22 - SA182-F316(L) - SA182-F51 (OTHERS ON REQUEST)
	TRIM	SPRING ASSISTED STELLITE PISTON (FIG 04.6) OR STAINLESS STEEL BALL (FIG 05.6)

MAIN DIMENSIONS IN MM (INCH)

NOM. SIZE	A	B	C	D	E	ΔP TO OPEN	Cv	WEIGHT KG
10 (3/8")	11 (0.43)	7 (0.28)	132 (5.20)	108 (4.25)	25 (0.98)	0.5 BAR	1.3	2.1 (4.6 LB)
15 (1/2")	11 (0.43)	11 (0.43)	132 (5.20)	108 (4.25)	25 (0.98)	0.5 BAR	2.2	2.0 (4.4 LB)
20 (3/4")	18 (0.71)	16 (0.63)	137 (5.39)	135 (5.31)	38 (1.50)	0.5 BAR	5.9	3.7 (8.2 LB)
25 (1")	18 (0.71)	20 (0.79)	154 (6.06)	135 (5.31)	38 (1.50)	0.5 BAR	6.7	3.5 (7.7 LB)
32 (1-1/4")	36 (1.42)	30 (1.18)	192 (7.56)	213 (8.39)	72 (2.83)	0.5 BAR	22.3	18.0 (39.7 LB)
40 (1-1/2")	36 (1.42)	30 (1.18)	192 (7.56)	213 (8.39)	72 (2.83)	0.5 BAR	22.3	18.0 (39.7 LB)
50 (2")	36 (1.42)	40 (1.57)	192 (7.56)	213 (8.39)	72 (2.83)	0.5 BAR	26.1	16.7 (36.8 LB)

HP Valves Oldenzaal BV, P.O. Box 151, 7570 AD Oldenzaal, The Netherlands
Phone: +31 (0)541 519555, Fax: +31 (0)541 522045, E-mail: info@hpvalves.com
Website: www.hpvalves.com



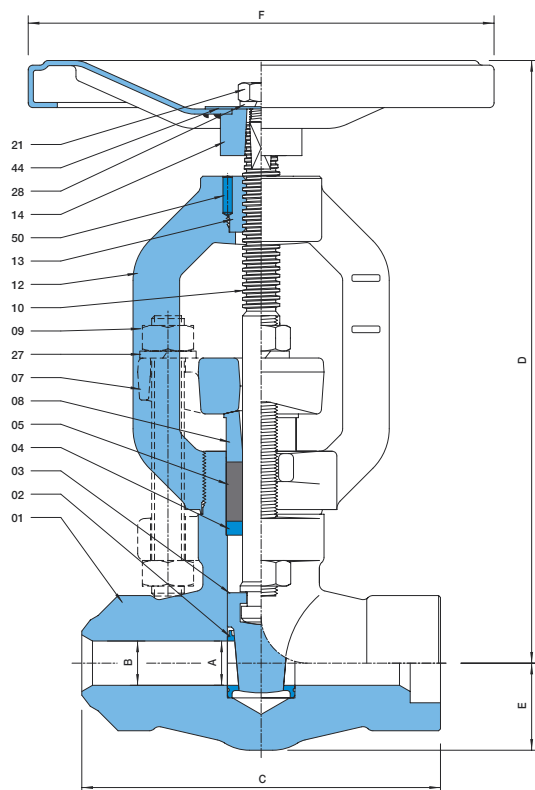
FORGED STEEL GATE VALVES, BONNETLESS - FIG 06.6

ASME CLASS 1500 / 2500 (4500)
API CLASS 6.000 PSI (10.000 PSI)
DIN CLASS PN 160 - PN 640



STANDARDS

DESIGN	ASME B16.34 - BS 5352 - BS 1414 - API 600 - DIN 3840 - EN 12516
BUTTWELDING ENDS	ASME B16.25 - DIN 2559 - EN 12627
SOCKET WELDING ENDS	ASME B16.11 - EN 12760
OTHER END CONNECTIONS	API OR NPT FEMALE THREADS / CLAMP CONNECTORS / FLANGED RTJ OR RF
END-TO-END DIMENSIONS	MANUFACTURER'S STANDARD (FLANGED VALVES ACC. THE RELEVANT STANDARD)
PRESSURE TESTING	ASME B16.34 - BS 6755 - API 598 - DIN 3230 - EN 12266



MATERIALS

01 BODY	VARIOUS (SEE BELOW)
02 SEAT	STELLITE(D)
03 WEDGE	STELLITE
04 LOOSE BACKSEAT	AISI 304
05 STEM PACKING	GRAPHITE
07 GLAND FLANGE	CARBON STEEL
08 GLAND	AISI 304
09 GLAND BOLT / NUT	ASTM-A193-B7 / ASTM-A194-2H
10 STEM	17 CR (SEE BELOW)
12 YOKE	CARBON STEEL
13 YOKE SLEEVE	ALUMINIUM-BRONZE
14 HANDWHEEL	CARBON STEEL
21 NUT	STEEL ZINC PLATED
27 SPRINGWASHER	STEEL ZINC PLATED
28 SPRINGWASHER	STEEL ZINC PLATED
44 NAMEPLATE	ALUMINIUM
50 PIN	HARDENED STEEL

FEATURES

DESIGN	CONSTRUCTION	INTEGRAL BONNET (BONNETLESS) AND LOOSE BACKSEAT
	SEAT	HIGH TEMPERATURE VACUUM BRAZED IN STELLITE SEAT OR WELDED IN STELLITED SEAT RINGS
	OPERATION	OPTIONAL NON-ROTATING STEM FOR ELECTRIC OR PNEUMATIC ACTUATOR
	ACCESSORIES	LIMIT SWITCHES - LOCKING DEVICE - POSITION INDICATOR - LIVE LOADED GLAND (OTHERS ON REQUEST)
MATERIALS	BODY	SA105N - SA350-LF2 - SA182-F12 - SA182-F22 - SA182-F316(L) - SA182-F51 - SA182-F91
	TRIM	17CR/STELLITE - F316/STELLITE - F51/STELLITE (OTHERS ON REQUEST)
	STEM PACKING	GRAPHITE WITH INTEGRAL OR STAINLESS STEEL REINFORCED ANTI EXTRUSION RINGS

MAIN DIMENSIONS IN MM (INCH)

NOM. SIZE	A	B	C	D	E	F	Cv	WEIGHT KG
10 (3/8")	-	7 (0.28)	132 (5.20)	225 (8.86)	25 (0.98)	150 (5.91)	2.2	3.5 (7.7 LB)
15 (1/2")	-	11 (0.43)	132 (5.20)	225 (8.86)	25 (0.98)	150 (5.91)	6.0	3.4 (7.5 LB)
20 (3/4")	-	15 (0.59)	137 (5.39)	282 (11.10)	38 (1.50)	200 (7.87)	11.2	6.7 (14.8 LB)
25 (1")	-	19 (0.75)	154 (6.06)	282 (11.10)	38 (1.50)	200 (7.87)	21.5	6.5 (14.3 LB)
32 (1-1/4")	28.5 (1.12)	30 (1.18)	192 (7.56)	455 (17.91)	72 (2.83)	350 (13.78)	42.9	30.0 (66.1 LB)
40 (1-1/2")	28.5 (1.12)	30 (1.18)	192 (7.56)	455 (17.91)	72 (2.83)	350 (13.78)	42.9	30.0 (66.1 LB)
50 (2")	38 (1.50)	40 (1.57)	192 (7.56)	455 (17.91)	72 (2.83)	350 (13.78)	77.8	28.0 (61.7 LB)

HP Valves Oldenzaal BV, P.O. Box 151, 7570 AD Oldenzaal, The Netherlands
Phone: +31 (0)541 519555, Fax: +31 (0)541 522045, E-mail: info@hpvalves.com
Website: www.hpvalves.com



FORGED STEEL STRAIGHT PATTERN NEEDLE VALVES - FIG 07.1

ASME CLASS 900 - 4500
API CLASS 6.000 PSI / 10.000 PSI

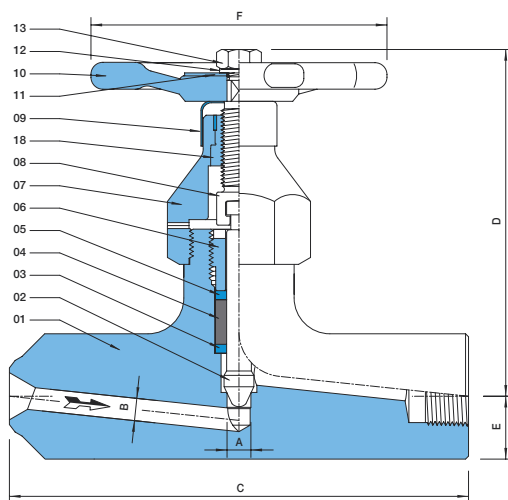


STANDARDS

DESIGN	ASME B16.34 - BS 5352 - API 6A - EN 12516
BUTTWELDING ENDS	ASME B16.25 - DIN 2559 - EN 12627
SOCKET WELDING ENDS	ASME B16.11 - EN 12760 ($\leq 1/2"$)
OTHER END CONNECTIONS	API FEMALE THREADS ACC. API 5B - NPT FEMALE THREADS ACC. ASME B1.20.1 ($\leq 1/2"$)
END-TO-END DIMENSIONS	MANUFACTURER'S STANDARD
PRESSURE TESTING	ASME B16.34 - BS 6755 - API 598 - EN 12266

MATERIALS

01 BODY	VARIOUS (SEE BELOW)
02 STEM / DISC	MONEL K500
03 LOOSE BACKSEAT	ASTM -A182-F316
04 STEM PACKING	GRAPHITE
05 RING	ASTM-A182-F316
06 GLAND	ASTM-A182-F316
07 CAP	AISI 304
08 THREADED ROD	13 CR
09 STEM PROTECTION	ASTM-A182-F316
10 HANDWHEEL	CARBON STEEL
11 NAMEPLATE	ALUMINIUM
12 SPRINGWASHER	STAINLESS STEEL
13 NUT	STAINLESS STEEL
18 YOKE SLEEVE	ALUMINIUM-BRONZE



FEATURES

DESIGN	CONSTRUCTION	INTEGRAL BONNET (BONNETLESS), INTEGRAL SEAT AND LOOSE BACKSEAT
	ACCESSORIES	STEM EXTENSION (OTHERS ON REQUEST)
MATERIALS	BODY	SA350-LF2 - SA182-F316(L) - SA182-F51 (OTHERS ON REQUEST)
	STEM PACKING	GRAPHITE WITH STAINLESS STEEL REINFORCED ANTI EXTRUSION RINGS
	NACE	WETTED PARTS ARE FULLY IN ACCORDANCE WITH NACE MR-01-75

MAIN DIMENSIONS IN MM (INCH)

NOM. SIZE	A	B	C	D	E	F	WEIGHT KG
8 (1/4")	8 (0.31)	8 (0.31)	132 (5.20)	120 (4.72)	21 (0.83)	100 (3.94)	1.70 (3.75 LB)
10 (3/8")	8 (0.31)	8 (0.31)	132 (5.20)	120 (4.72)	21 (0.83)	100 (3.94)	1.70 (3.75 LB)
15 (1/2")	8 (0.31)	8 (0.31)	132 (5.20)	120 (4.72)	21 (0.83)	100 (3.94)	1.70 (3.75 LB)
20 (3/4")	8 (0.31)	8 (0.31)	137 (5.39)	120 (4.72)	21 (0.83)	100 (3.94)	1.75 (3.85 LB)
25 (1")	8 (0.31)	8 (0.31)	154 (6.06)	120 (4.72)	21 (0.83)	100 (3.94)	1.95 (4.30 LB)

HP Valves Oldenzaal BV, P.O. Box 151, 7570 AD Oldenzaal, The Netherlands
Phone: +31 (0)541 519555, Fax: +31 (0)541 522045, E-mail: info@hpvalves.com
Website: www.hpvalves.com



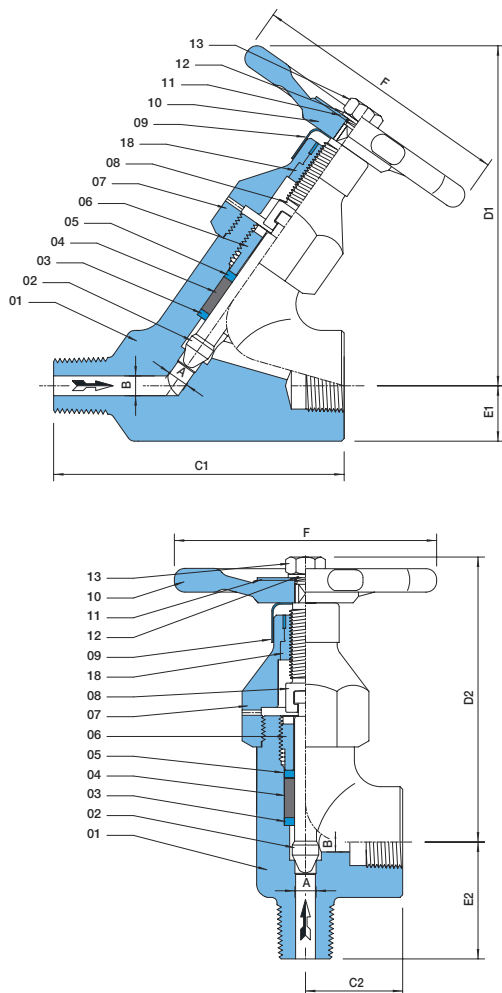
FORGED STEEL Y / ANGLE PATTERN NEEDLE VALVES - FIG 07.2 / 07.3

ASME CLASS 900 - 4500
API CLASS 6.000 PSI / 10.000 PSI



STANDARDS

DESIGN ASME B16.34 - BS 5352 - API 6A - EN 12516
THREADED, MALE INLET API ACC. API 5B - NPT ACC. ASME B1.20.1
THREADED, FEMALE OUTLET API ACC. API 5B - NPT ACC. ASME B1.20.1
OTHER OUTLET CONNECTIONS BUTTWELDING ENDS ACC. ASME B16.25 - DIN 2559 - EN 12627
END-TO-END DIMENSIONS MANUFACTURER'S STANDARD
PRESSURE TESTING ASME B16.34 - BS 6755 - API 598 - EN 12266



MATERIALS

01 BODY	VARIOUS (SEE BELOW)
02 STEM / DISC	MONEL K500
03 LOOSE BACKSEAT	ASTM -A182-F316
04 STEM PACKING	GRAPHITE
05 RING	ASTM-A182-F316
06 GLAND	ASTM-A182-F316
07 CAP	AISI 304
08 THREADED ROD	13 CR
09 STEM PROTECTION	ASTM-A182-F316
10 HANDWHEEL	CARBON STEEL
11 NAMEPLATE	ALUMINIUM
12 SPRINGWASHER	STAINLESS STEEL
13 NUT	STAINLESS STEEL
18 YOKE SLEEVE	ALUMINIUM-BRONZE

FEATURES

DESIGN	CONSTRUCTION	INTEGRAL BONNET (BONNETLESS), INTEGRAL SEAT AND LOOSE BACKSEAT
MATERIALS	BODY	SA350-LF2 - SA182-F316 (OTHERS ON REQUEST)
	STEM PACKING	GRAPHITE WITH STAINLESS STEEL REINFORCED ANTI EXTRUSION RINGS
	NACE	WETTED PARTS ARE FULLY IN ACCORDANCE WITH NACE MR-01-75

MAIN DIMENSIONS IN MM (INCH)

NOM. SIZE	A	B	C1	D1	E1	C2	D2	E2	F	WEIGHT KG
8 (1/4")	8 (0.31)	8 (0.31)	110 (4.33)	133 (5.24)	21 (0.83)	37 (1.46)	112 (4.41)	44 (1.73)	100 (3.94)	1.70 (3.75 LB)
10 (3/8")	8 (0.31)	8 (0.31)	110 (4.33)	133 (5.24)	21 (0.83)	37 (1.46)	112 (4.41)	44 (1.73)	100 (3.94)	1.70 (3.75 LB)
15 (1/2")	8 (0.31)	8 (0.31)	110 (4.33)	133 (5.24)	21 (0.83)	37 (1.46)	112 (4.41)	44 (1.73)	100 (3.94)	1.70 (3.75 LB)
20 (3/4")	8 (0.31)	8 (0.31)	110 (4.33)	133 (5.24)	30 (1.81)	-	-	-	100 (3.94)	2.20 (4.85 LB)
25 (1")	8 (0.31)	8 (0.31)	110 (4.33)	133 (5.24)	30 (1.81)	-	-	-	100 (3.94)	2.20 (4.85 LB)

HP Valves Oldenzaal BV, P.O. Box 151, 7570 AD Oldenzaal, The Netherlands
Phone: +31 (0)541 519555, Fax: +31 (0)541 522045, E-mail: info@hpvalves.com
Website: www.hpvalves.com



FORGED STEEL MONO-FLANGE NEEDLE VALVES - FIG 07.4.0

ASME CLASS 600 / 1500 / 2500

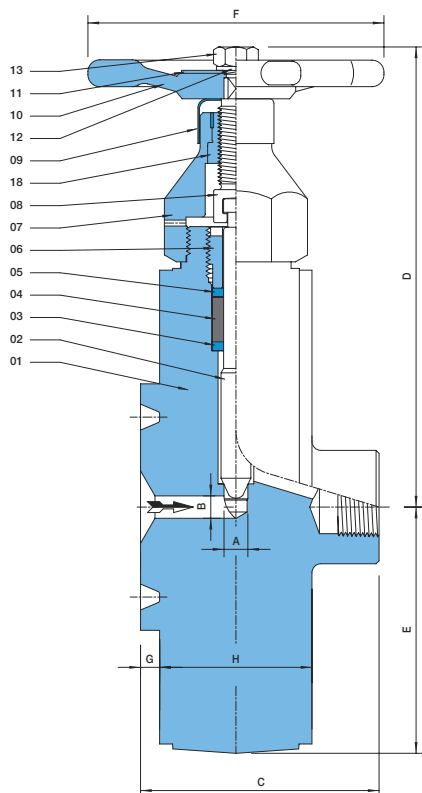


STANDARDS

DESIGN	ASME B16.34 - BS 5352 - API 6A - EN 12516
FLANGED INLET	ASME B16.5
THREADED, FEMALE OUTLET	1/2" API ACC. API 5B - 1/2" NPT ACC. ASME B1.20.1
OTHER OUTLET CONNECTIONS	FLANGED (RTJ OR RF) ACC. ASME B16.5
FACE-TO-END DIMENSIONS	MANUFACTURER'S STANDARD
PRESSURE TESTING	ASME B16.34 - BS 6755 - API 598 - EN 12266

MATERIALS

01 BODY	VARIOUS (SEE BELOW)
02 STEM / DISC	MONEL K500
03 LOOSE BACKSEAT	ASTM -A182-F316
04 STEM PACKING	GRAPHITE
05 RING	ASTM-A182-F316
06 GLAND	ASTM-A182-F316
07 CAP	AISI 304
08 THREADED ROD	13 CR
09 STEM PROTECTION	ASTM-A182-F316
10 HANDWHEEL	CARBON STEEL
11 NAMEPLATE	ALUMINIUM
12 SPRINGWASHER	STAINLESS STEEL
13 NUT	STAINLESS STEEL
18 YOKE SLEEVE	ALUMINIUM-BRONZE



FEATURES

DESIGN	CONSTRUCTION FLANGE FACING ACCESSORIES	INTEGRAL BONNET (BONNETLESS), INTEGRAL SEAT AND LOOSE BACKSEAT FLANGED END CONNECTIONS CAN BE EITHER RAISED FACE OR RING TYPE JOINT STEM EXTENSION (OTHERS ON REQUEST)
MATERIALS	BODY STEM PACKING NACE	SA350-LF2 - SA182-F316 - SA182-F51 (OTHERS ON REQUEST) GRAPHITE WITH STAINLESS STEEL REINFORCED ANTI EXTRUSION RINGS WETTED PARTS ARE FULLY IN ACCORDANCE WITH NACE MR-01-75

MAIN DIMENSIONS IN MM (INCH)

NOM. SIZE	A	B	C	D	E	F	G	H	WEIGHT KG
15 (1/2") CLASS 600	8 (0.31)	8 (0.31)	73 (2.87)	147 (5.79)	66 (2.60)	100 (3.94)	6.4 (0.25)	42 (1.65)	4.9 (10.8 LB)
25 (1") CLASS 600	8 (0.31)	8 (0.31)	73 (2.87)	147 (5.79)	66 (2.60)	100 (3.94)	6.4 (0.25)	42 (1.65)	5.1 (11.2 LB)
15 (1/2") CLASS 1500	8 (0.31)	8 (0.31)	73 (2.87)	147 (5.79)	66 (2.60)	100 (3.94)	6.4 (0.25)	42 (1.65)	5.0 (11.0 LB)
25 (1") CLASS 1500	8 (0.31)	8 (0.31)	80 (3.15)	165 (6.50)	82 (3.23)	100 (3.94)	6.4 (0.25)	51 (2.01)	8.7 (19.2 LB)
15 (1/2") CLASS 2500	8 (0.31)	8 (0.31)	78 (3.07)	157 (6.18)	71 (2.80)	100 (3.94)	6.4 (0.25)	51 (2.01)	6.0 (13.2 LB)
25 (1") CLASS 2500	8 (0.31)	8 (0.31)	80 (3.15)	165 (6.50)	82 (3.23)	100 (3.94)	6.4 (0.25)	51 (2.01)	8.4 (18.5 LB)

HP Valves Oldenzaal BV, P.O. Box 151, 7570 AD Oldenzaal, The Netherlands
Phone: +31 (0)541 519555, Fax: +31 (0)541 522045, E-mail: info@hpvalves.com
Website: www.hpvalves.com



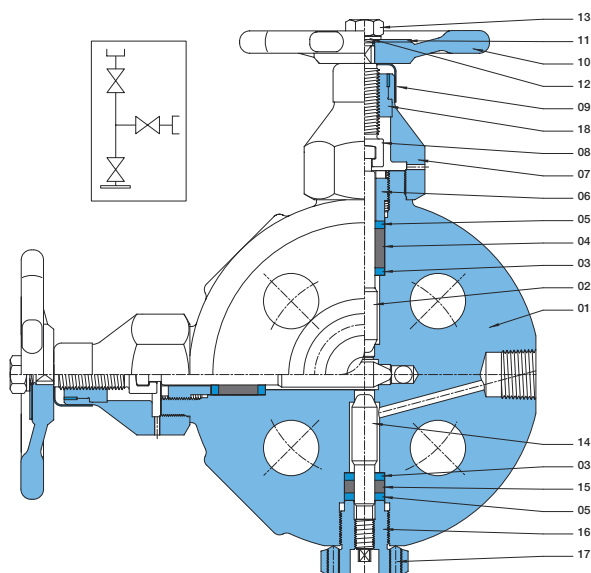
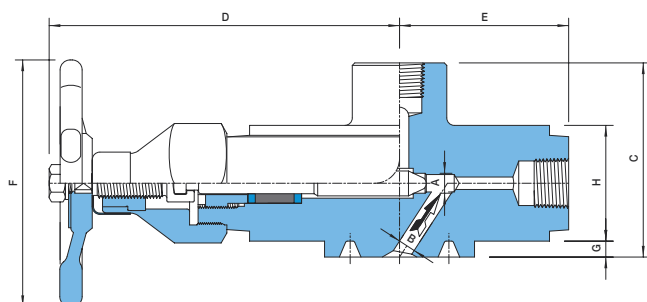
FORGED STEEL DOUBLE BLOCK & BLEED VALVES - FIG 07.4.9

ASME CLASS 600 / 1500 / 2500



STANDARDS

DESIGN	ASME B16.34 - BS 5352 - API 6A - EN 12516
FLANGED INLET	ASME B16.5
OUTLET AND BLEED CONNECTION	THREADED, FEMALE 1/2" API ACC. API 5B OR 1/2" NPT ACC. ASME B1.20.1
OTHER OUTLET CONNECTIONS	FLANGED (RTJ OR RF) ACC. ASME B16.5
FACE-TO-END DIMENSIONS	MANUFACTURER'S STANDARD
PRESSURE TESTING	ASME B16.34 - BS 6755 - API 598 - EN 12266



MATERIALS

01 BODY	VARIOUS (SEE BELOW)
02 STEM / DISC	MONEL K500
03 LOOSE BACKSEAT	ASTM-A182-F316
04 STEM PACKING	GRAPHITE
05 RING	ASTM-A182-F316
06 GLAND	ASTM-A182-F316
07 CAP	AISI 304
08 THREADED ROD	13 CR
09 STEM PROTECTION	ASTM-A182-F316
10 HANDWHEEL	CARBON STEEL
11 NAMEPLATE	ALUMINIUM
12 SPRINGWASHER	STAINLESS STEEL
13 NUT	STAINLESS STEEL
14 BLEEDER STEM	MONEL K500
15 PACKING	GRAPHITE
16 BLEEDER BODY	ASTM-A182-F316
17 LOCKSCREW	STAINLESS STEEL
18 YOKE SLEEVE	ALUMINIUM-BRONZE

FEATURES

DESIGN	CONSTRUCTION	INTEGRAL BONNET (BONNETLESS), INTEGRAL SEAT AND LOOSE BACKSEAT
	FLANGE FACING	FLANGED END CONNECTIONS CAN BE EITHER RAISED FACE OR RING TYPE JOINT
	ACCESSORIES	STEM EXTENSION (OTHERS ON REQUEST)
MATERIALS	BODY	SA350-LF2 - SA182-F316 - SA182-F51 (OTHERS ON REQUEST)
	STEM PACKING	GRAPHITE WITH STAINLESS STEEL REINFORCED ANTI EXTRUSION RINGS
	NACE	WETTED PARTS ARE FULLY IN ACCORDANCE WITH NACE MR-01-75

MAIN DIMENSIONS IN MM (INCH)

NOM. SIZE	A	B	C	D	E	F	G	H	WEIGHT KG
15 (1/2") CLASS 600	8 (0.31)	8 (0.31)	73 (2.87)	147 (5.79)	64 (2.52)	100 (3.94)	6.4 (0.25)	42 (1.65)	5.2 (11.5 LB)
25 (1") CLASS 600	8 (0.31)	8 (0.31)	73 (2.87)	147 (5.79)	64 (2.52)	100 (3.94)	6.4 (0.25)	42 (1.65)	5.3 (11.7 LB)
50 (2") CLASS 600	8 (0.31)	8 (0.31)	80 (3.15)	190 (7.48)	110 (4.33)	100 (3.94)	6.4 (0.25)	56 (2.20)	16.7 (36.8 LB)
15 (1/2") CLASS 1500	8 (0.31)	8 (0.31)	73 (2.87)	147 (5.79)	64 (2.52)	100 (3.94)	6.4 (0.25)	42 (1.65)	5.1 (11.2 LB)
25 (1") CLASS 1500	8 (0.31)	8 (0.31)	80 (3.15)	165 (6.50)	81 (3.19)	100 (3.94)	6.4 (0.25)	51 (2.01)	8.2 (18.1 LB)
50 (2") CLASS 1500	8 (0.31)	8 (0.31)	86 (3.39)	190 (7.48)	110 (4.33)	100 (3.94)	7.9 (0.31)	56 (2.20)	16.6 (36.6 LB)
15 (1/2") CLASS 2500	8 (0.31)	8 (0.31)	78 (3.07)	147 (5.79)	68 (2.68)	100 (3.94)	6.4 (0.25)	47 (1.85)	6.2 (13.7 LB)
25 (1") CLASS 2500	8 (0.31)	8 (0.31)	80 (3.15)	165 (6.50)	81 (3.19)	100 (3.94)	6.4 (0.25)	51 (2.01)	9.0 (19.8 LB)
50 (2") CLASS 2500	8 (0.31)	8 (0.31)	86 (3.39)	190 (7.48)	110 (4.33)	100 (3.94)	7.9 (0.31)	56 (2.20)	16.9 (37.2 LB)

HP Valves Oldenzaal BV, P.O. Box 151, 7570 AD Oldenzaal, The Netherlands
 Phone: +31 (0)541 519555, Fax: +31 (0)541 522045, E-mail: info@hpvalves.com
 Website: www.hpvalves.com



HP Valves Oldenzaal BV

P.O. Box 151
7570 AD Oldenzaal
The Netherlands

Kleibultweg 69
7575 BW Oldenzaal

Phone: +31-(0)541 519555
Fax: +31-(0)541 522045
E-mail: sales@hpvalves.com
Website: www.hpvalves.com

