



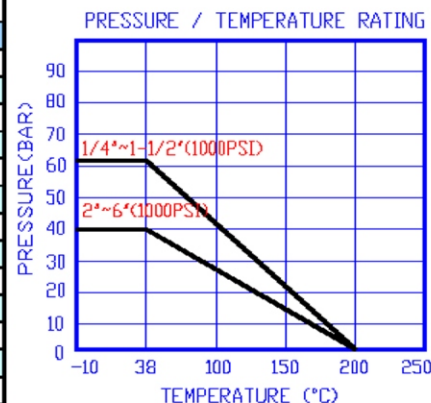
AUSTRAL - POWERFLO
SOLUTIONS



3PC BOLTED MAINTENANCE BALL VALVE

- **FEATURE:** ISO-5211 Top Flange
- **Port Bore:** Full Bore
- **Material:** S/S; ASTM A351-CF8M; EN10213-4:1.4408
C/S; ASTM A216-WCB; EN10213-1:1.0619
- **Pressure:** 1000PSI (PN63) for 1/4" to 1-1/2"
1000PSI (PN40) for 2" to 6"
- **Testing:** According to API-598 (EN12266-1,2)
- **Certificate:** EN10204-3.1B
- **Temp.:** -50°F to 400°F (-10°C to 200°C)
- **Seat/Seal:** Carbon-filled PTFE / PTFE
- **Stem:** S/S316 Blow-out Proof with Anti-Static Device
- **OPTIONS:** Padlocking Device
Pneumatic or Electric Actuator

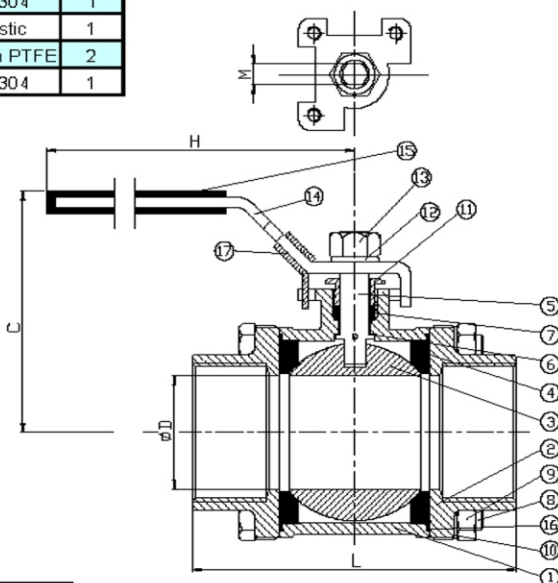
MATERIAL LIST			
NO.	PART	MATERIAL	Q'TY
1	Body	CF8M/1.4408	1
2	Cap	CF8M/1.4408	2
3	Ball	S/S316	1
4	Seat	Carbon PTFE	2
5	Anti-Static Stem	S/S316	1
6	Thrust Washer	Carbon PTFE	1
7	Stem Packing	Carbon PTFE	2
8	Bolt	S/S304	4~6
9	Hex Nut	S/S304	4~12
10	Bolt Washer	S/S304	4~12
11	Gland Nut	S/S304	1
12	Stem Washer	S/S304	1
13	Stem Nut	S/S304	1
14	Handle	S/S304	1
15	Handle Sleeve	Plastic	1
16	Seal	Carbon PTFE	2
17	Locking Device	S/S304	1



JV-9301N

DIN3202-M3 Length
NPT, BSPT, ISO-228 Thread

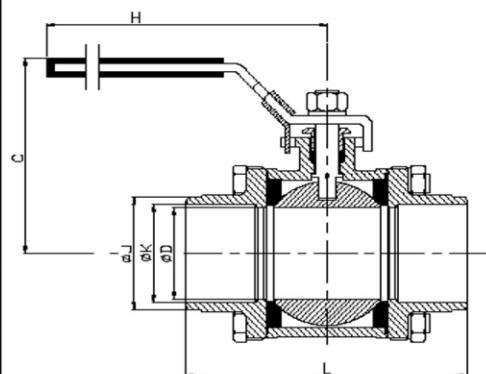
DIMENSIONS (mm)									
Dime Size	D	L	C	H	M	ISO-5211	WT (KG)	TQ (N.m)	
1/4"	10.6	50	51	105	5	F04	0.45	3	
3/8"	12.7	60	51	105	5	F04	0.40	3	
1/2"	15	75	61	105	6.5	F04	0.60	5	
3/4"	20	80	66	125	6.5	F04	0.71	10	
1"	25	90	78	152	8	F04	1.08	11	
1-1/4"	32	110	82	152	8	F04	1.70	20	
1-1/2"	38	120	95	191	9	F05	2.48	26	
2"	49	140	104	191	9	F05	3.45	30	
2-1/2"	65	185	148	255	12	F07	8.05	70	
3"	80	205	155	255	12	F07	10.3	90	
4"	102	240	184	290	16	F10	20.2	120	



JV-9301NBW

DIN3202-S13 Length
Butt-Weld End according to
EN-12627 & ISO-1127

DIMENSIONS (mm)										
Dime Size	D	L	C	H	J	K	M	ISO- 5211	WT (KG)	TQ (N.m)
1/4"	10.6	70	51	105	13.5	10.6	5	F04	0.40	3
3/8"	12.7	70	51	105	17.2	12.7	5	F04	0.43	3
1/2"	15	75	61	105	21.3	16.1	6.5	F04	0.61	5
3/4"	20	90	66	125	26.9	21.4	6.5	F04	0.65	10
1"	25	100	78	152	33.7	27.2	8	F04	1.11	11
1-1/4"	32	110	82	152	42.4	35.1	8	F04	1.70	20
1-1/2"	38	125	95	191	48.3	40.5	9	F05	2.42	26
2"	49	150	104	191	60.3	52.7	9	F05	3.59	30
2-1/2"	65.6	190	148	255	76.1	65.6	12	F07	7.85	70
3"	80.5	220	155	255	88.9	80.5	12	F07	10.75	90
4"	100	240	184	290	114.3	102.3	16	F10	20.90	120
6"	150	350	-	500	168.3	119.3	-	F12	36.00	385



JV-9301NSW

DIN3202-M3 Length
Socket-Weld End according to
EN-12760 & ANSI-B36.19

DIMENSIONS (mm)										
Dime Size	D	L	C	H	J	G	M	ISO- 5211	WT (KG)	TQ (N.m)
1/4"	10.6	50	51	105	14.4	10	5	F04	0.45	3
3/8"	12.7	60	51	105	17.8	10	5	F04	0.40	3
1/2"	15	75	61	105	22	10	6.5	F04	0.60	5
3/4"	20	80	66	125	27.3	13	6.5	F04	0.71	10
1"	25	90	78	152	34.1	13	8	F04	1.08	11
1-1/4"	32	110	82	152	42.8	13	8	F04	1.70	20
1-1/2"	38	120	95	191	48.9	13	9	F05	2.48	26
2"	49	140	104	191	61.4	13	9	F05	3.45	30
2-1/2"	65	185	148	255	77.1	16	12	F07	8.05	70
3"	80	205	155	255	90	16	12	F07	10.3	90
4"	102	240	184	290	116	20	16	F10	20.2	120

